

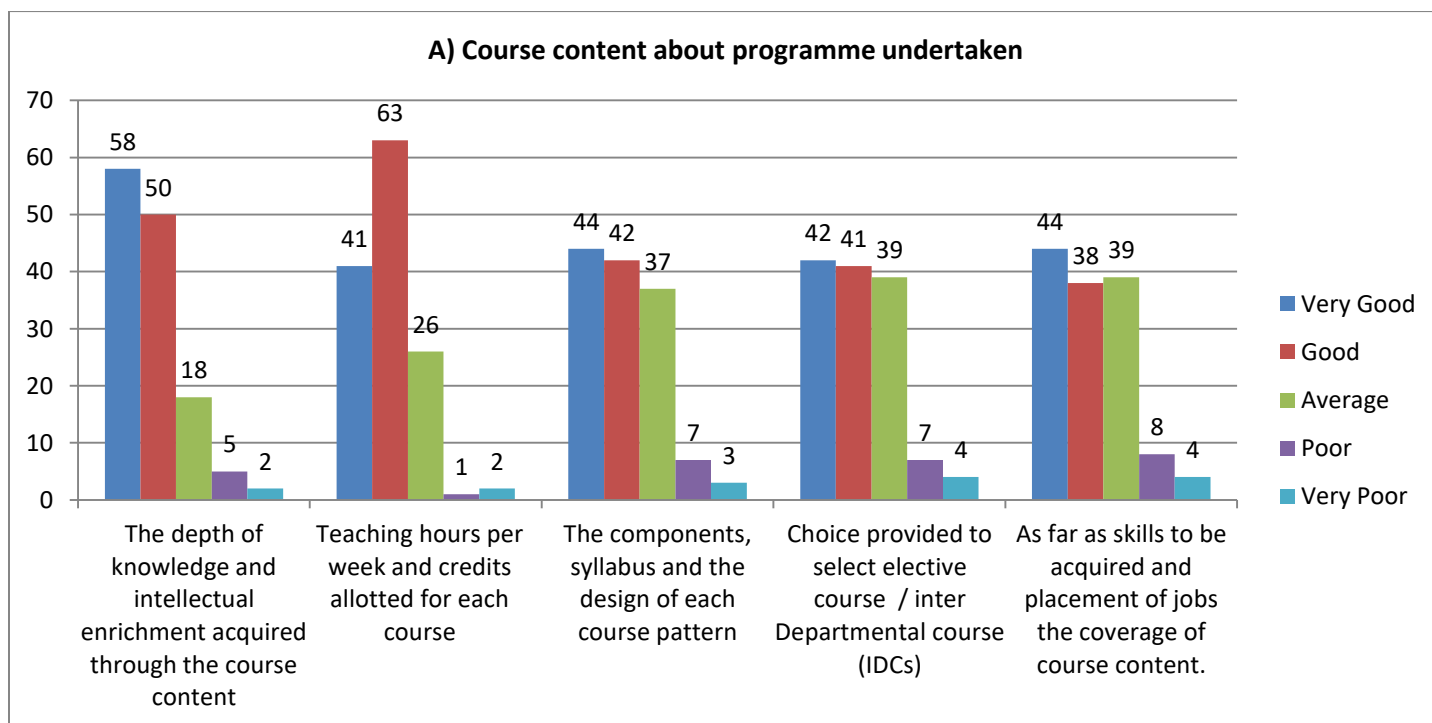
**WAVOO WAJEEHA WOMEN'S COLLEGE OF ARTS AND SCIENCE  
COLLEGE, KAYALPATNAM**

**IQAC - STUDENTS FEEDBACK REPORT**

**(2019-2020)**

**Number of students: 133**

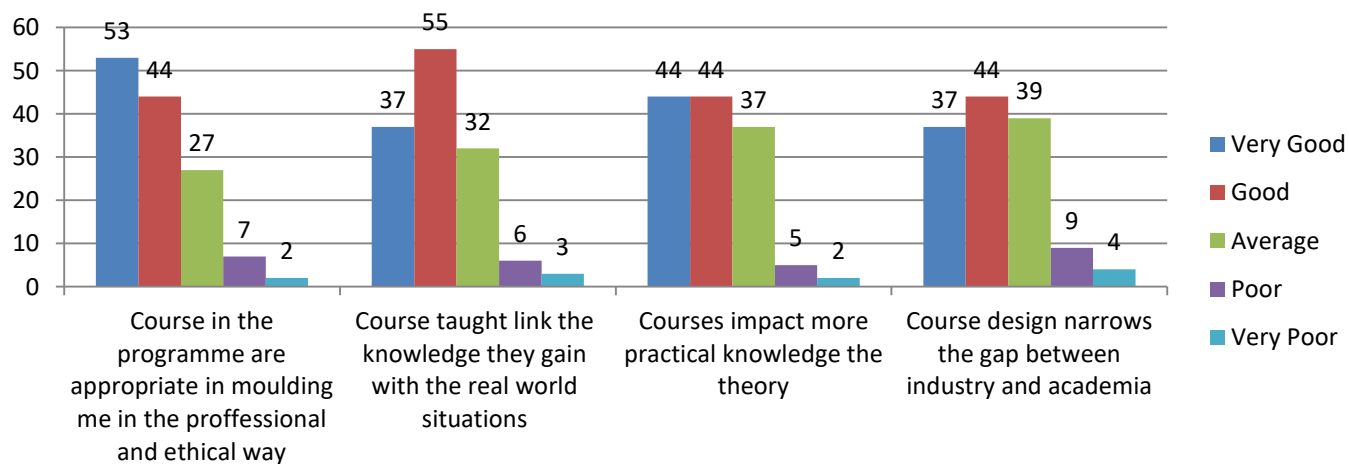
<b>A) Course Content about Programme Undertaken</b>						
<b>S. No.</b>	<b>Criteria</b>	<b>Very good</b>	<b>Good</b>	<b>Average</b>	<b>Poor</b>	<b>Very poor</b>
1	The depth of knowledge and intellectual enrichment acquired through the course content	58	50	18	5	2
2	Teaching hours per week and credits allotted for each course	41	63	26	1	2
3	The components, syllabus and the design of each course pattern	44	42	37	7	3
4	Choice provided to select elective course / inter Departmental course (IDCs)	42	41	39	7	4
5	As far as skills to be acquired and placement of jobs the coverage of course content.	44	38	39	8	4



### B)Course content relevance towards industry

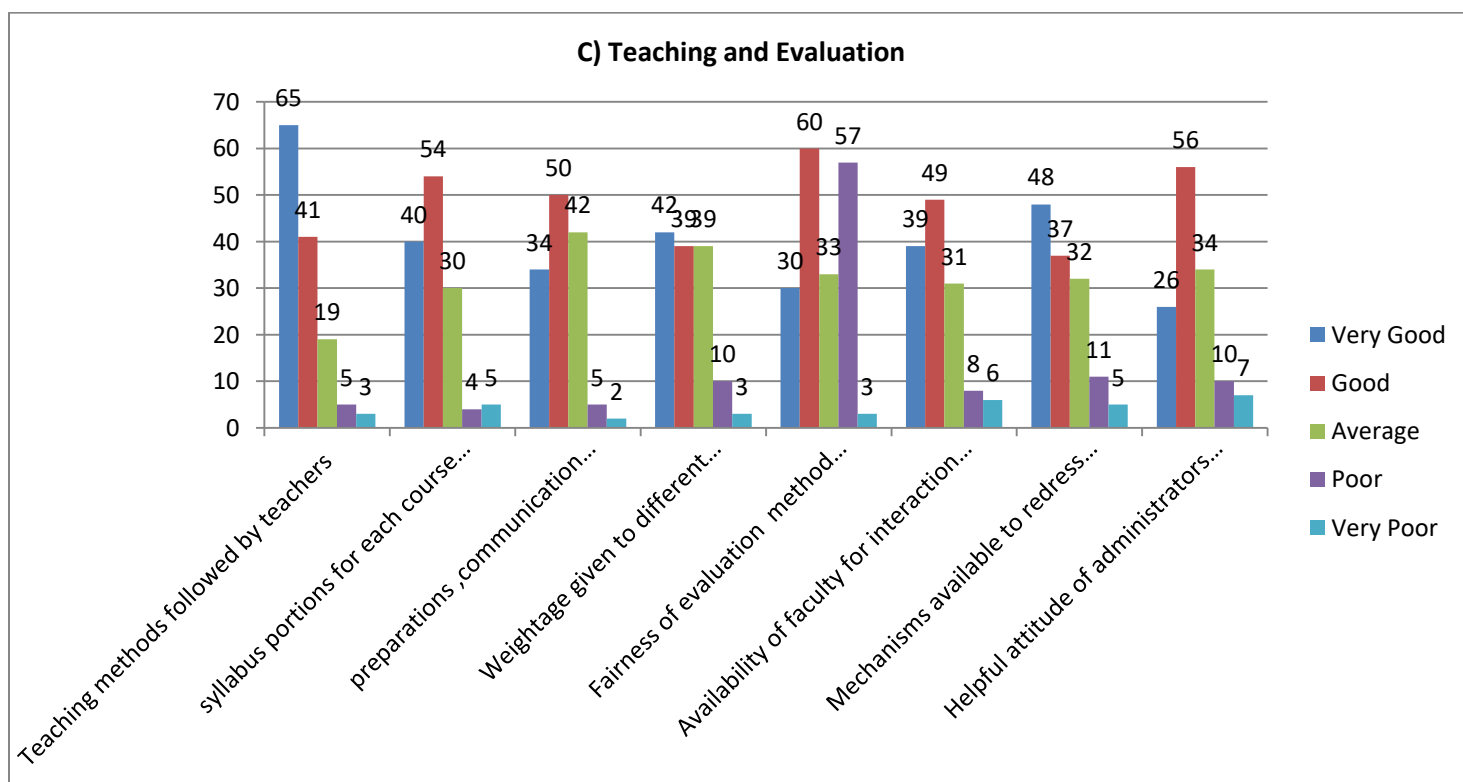
S. No.	Criteria	Very good	Good	Average	Poor	Very poor
6	Course in the programme are appropriate in moulding me in the proffessional and ethical way	53	44	27	7	2
7	Course taught link the knowledge they gain with the real world situations	37	55	32	6	3
8	Courses impact more practical knowledge the theory	44	44	37	5	2
9	Course design narrows the gap between industry and academia	37	44	39	9	4

### B) Course content relevance towards industry

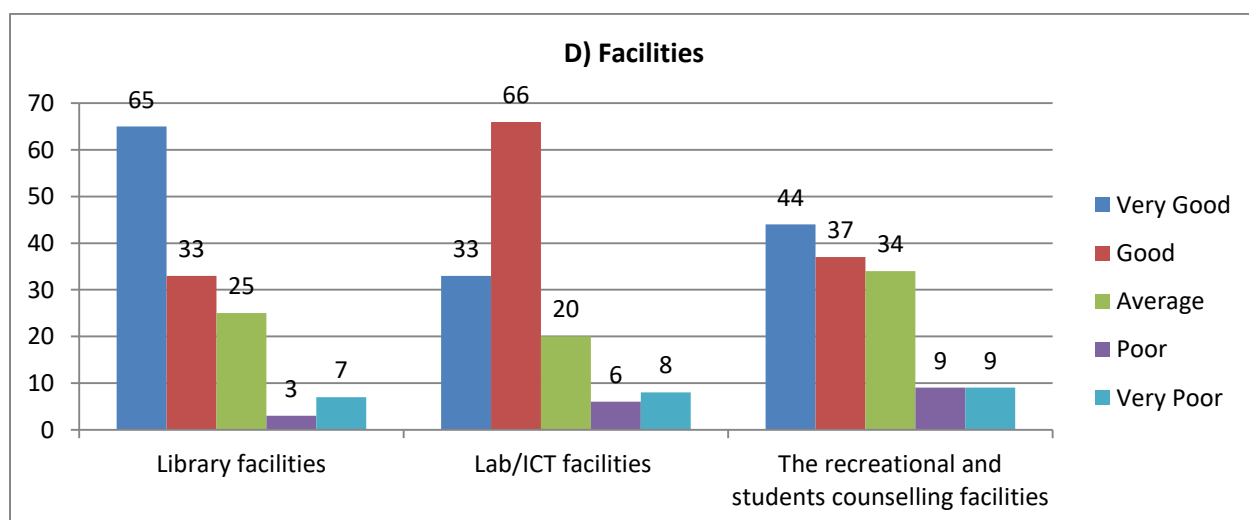


### C)Teaching and Evaluation

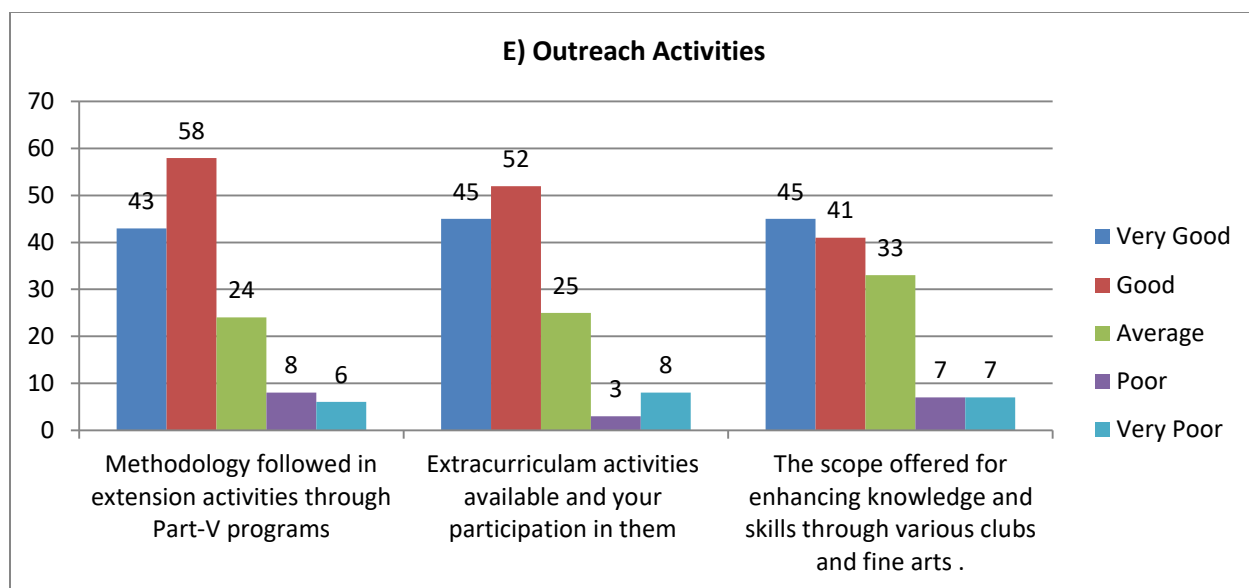
S. No.	Criteria	Very good	Good	Average	Poor	Very poor
10	Teaching methods followed by teachers	65	41	19	5	3
11	syllabus portions for each course given for self-study and learning in the form of assignments,seminars ,etc.	40	54	30	4	5
12	preparations ,communication ,encouragement and helpful attitude of teachers in assisting you to learn better.	34	50	42	5	2
13	Weightage given to different components of CIA and the way in which they are implemented	42	39	39	10	3
14	Fairness of evaluation method followed for CIA and semester exam.	30	60	33	57	3
15	Availability of faculty for interaction and guidance.	39	49	31	8	6
16	Mechanisms available to redress academic grievances	48	37	32	11	5
17	Helpful attitude of administrators ,staff and non-teaching staff to provide suitable campus culture and atmosphere.	26	56	34	10	7



D)Facilities						
S. No.	Criteria	Very good	Good	Average	Poor	Very poor
18	Library facilities	65	33	25	3	7
19	Lab/ICT facilities	33	66	20	6	8
20	The recreational and students counselling facilities	44	37	34	9	9



E)Outreach Activities						
S. No.	Criteria	Very good	Good	Average	Poor	Very poor
21	Methodology followed in extension activities through Part-V programs	43	58	24	8	6
22	Extracurricular activities available and your participation in them	45	52	25	3	8
23	The scope offered for enhancing knowledge and skills through various clubs and fine arts.	45	41	33	7	7



F)Overall						
S. No.	Criteria	Very good	Good	Average	Poor	Very poor
24	Overall rating of the programmes and other facilities provided.	44	57	24	7	7

